



HOSP Supporting information

Working together To drive excellence in care for our patients and communities



**Portsmouth Hospitals
University**
NHS Trust

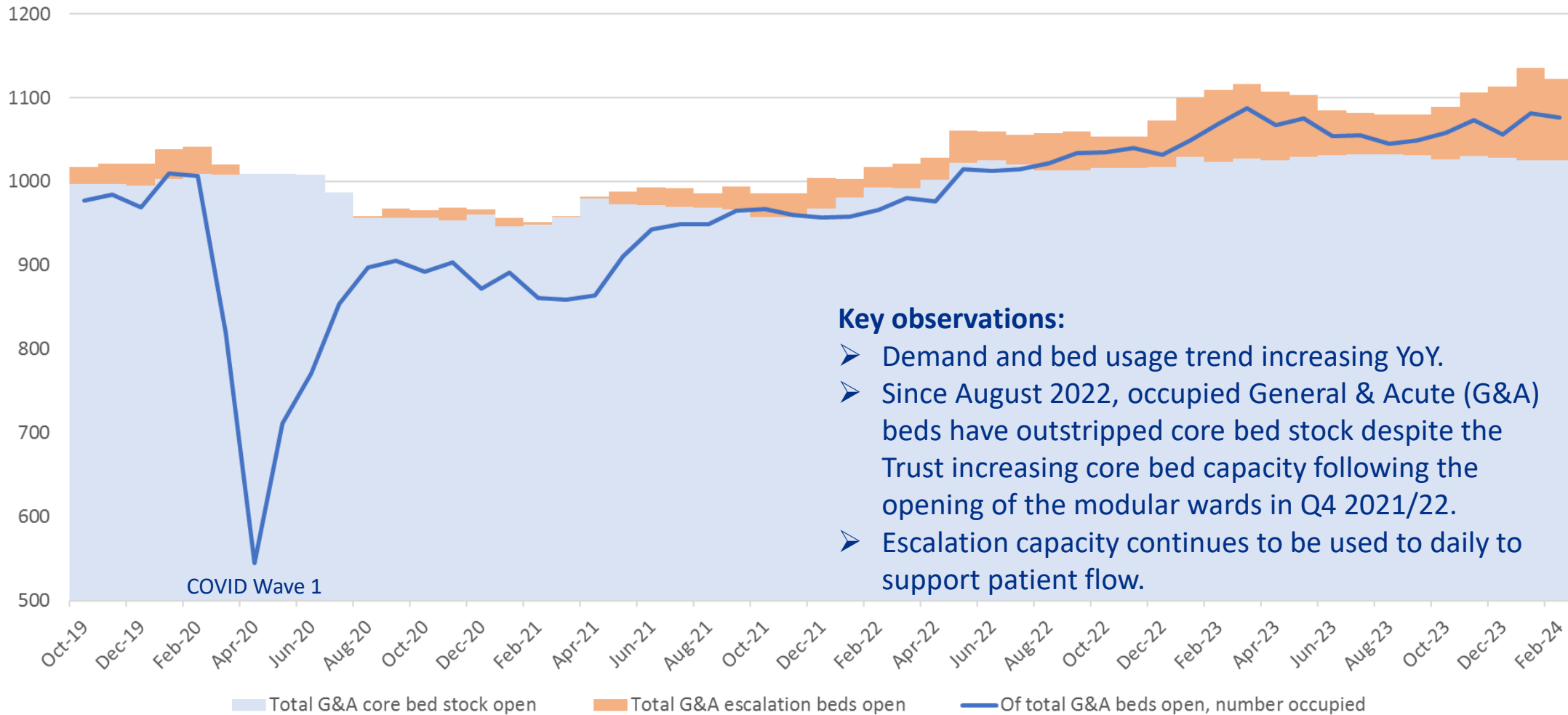
06/03/24

The data in this pack gives insight into how:

- Total General and Acute (G&A) beds which have increased over time.
- How the use of escalation and surge beds have increased.
- Total occupancy across the hospital which has increased consistently through the year.
- Within this data, how has this growth in occupancy aligned with demand and critical incidents being declared.

This graph shows the number of General and Acute beds which has grown over time

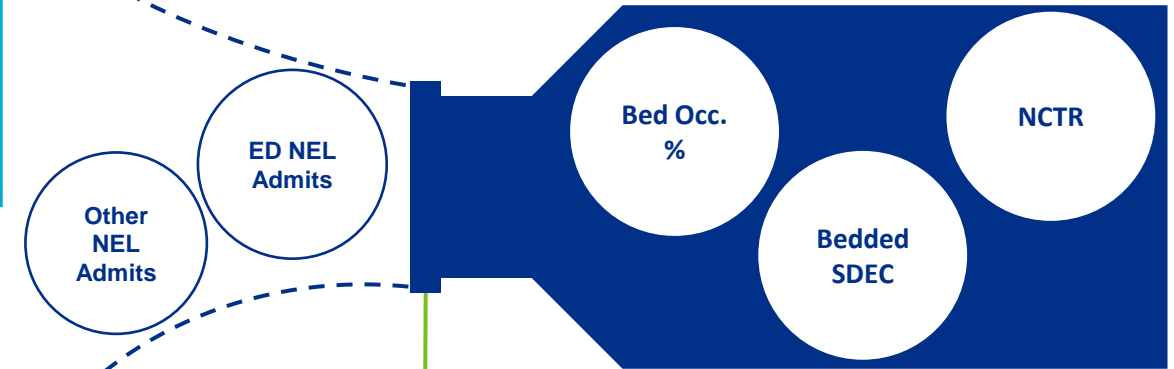

DSIT - Average Occupied Bed v Capacity



Key observations:

- Demand and bed usage trend increasing YoY.
- Since August 2022, occupied General & Acute (G&A) beds have outstripped core bed stock despite the Trust increasing core bed capacity following the opening of the modular wards in Q4 2021/22.
- Escalation capacity continues to be used to daily to support patient flow.

Key Interventions 'v' Bottle Necks



Nov-21
Emergency Care Centre opened to treat non-emergency (minors) and reduce majors and resus occupancy.

Nov-23
ED Surge expanded to 16 spaces to reduce the risk to patients waiting an excessive amount of time for ambulance handover, and those in the community waiting for emergency care.

Jan-24
Redirection of appropriate patients using GP Streaming to free up decision maker time within ED and support a reduction in wait to be seen and time in department.

Jan-22
Modular ward fully opened providing an additional +44 core G&A beds following all moves.

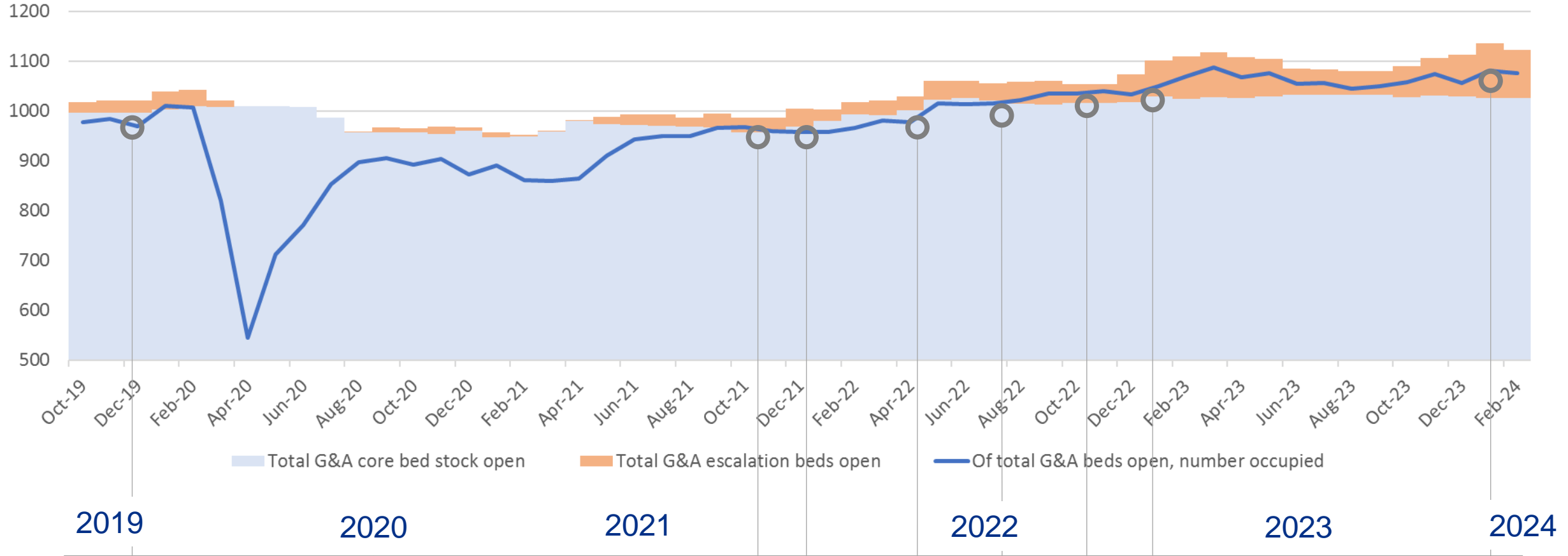
Mar-23
16 beds opened at Shearwater to provide additional capacity for NCTR patients, closed Apr-23.

Aug-22
Trust introduced **your next patient (YNP)** spaces to reduce the risk to patients waiting an excessive amount of time for ambulance handover, and those in the community waiting for emergency care. Reduce overall length of stay in the Emergency Department (ED) and assessment /SDEC areas, ensuring patients reach care on our wards safely and in a timely manner.

Nov-23
Increased **your next patient (YNP)** spaces

How that growth has coincided with critical incidents:

DSIT - Average Occupied Bed v Capacity



4 to 13 Dec
High levels of patients presenting at the ED, long delays for those patients to be seen and to be treated.

None recorded due to pandemic

30th Oct – 2nd Nov & 9th – 19th Dec
Ongoing pressures of high numbers of patients arriving in the Emergency Department, lack of patient flow within the hospital to support timely movements of those patients being admitted into wards, which led to Ambulances being held.

6th – 8th Apr, Jul 11th - 14th Oct & 20th Dec – 6th Jan 23
Demand on emergency services outstripping hospital capacity. System wide incident with extremely high demand for services across HIOW.

1st-10th Nov & 13th-21st Dec
Both incidents in 2022 were called due to the demand on emergency services outstripping hospital capacity.

3rd Jan – 31st Jan
Emergency care demand following a known busy bank holiday period and high bed occupancy.

Total occupancy:

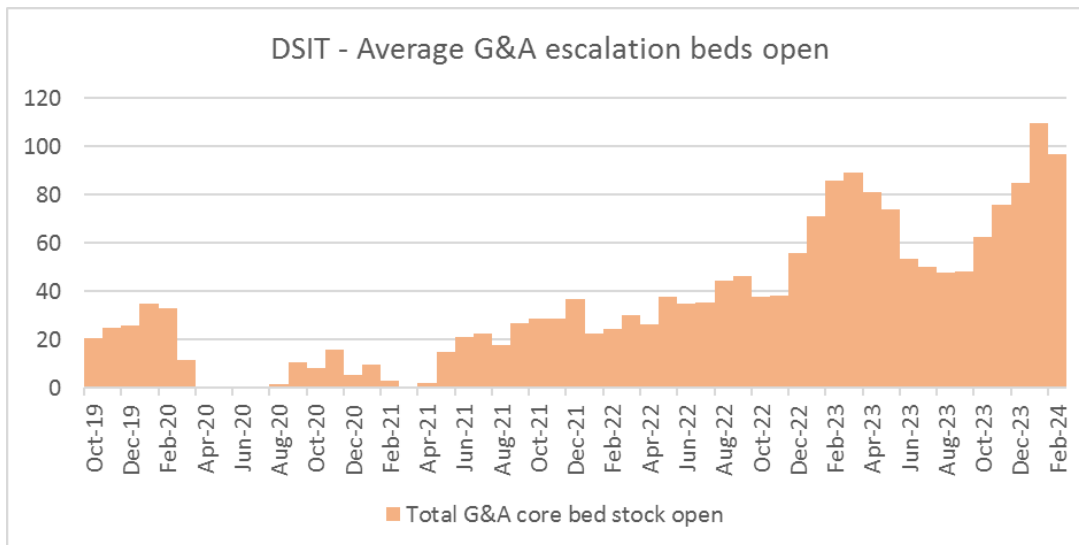
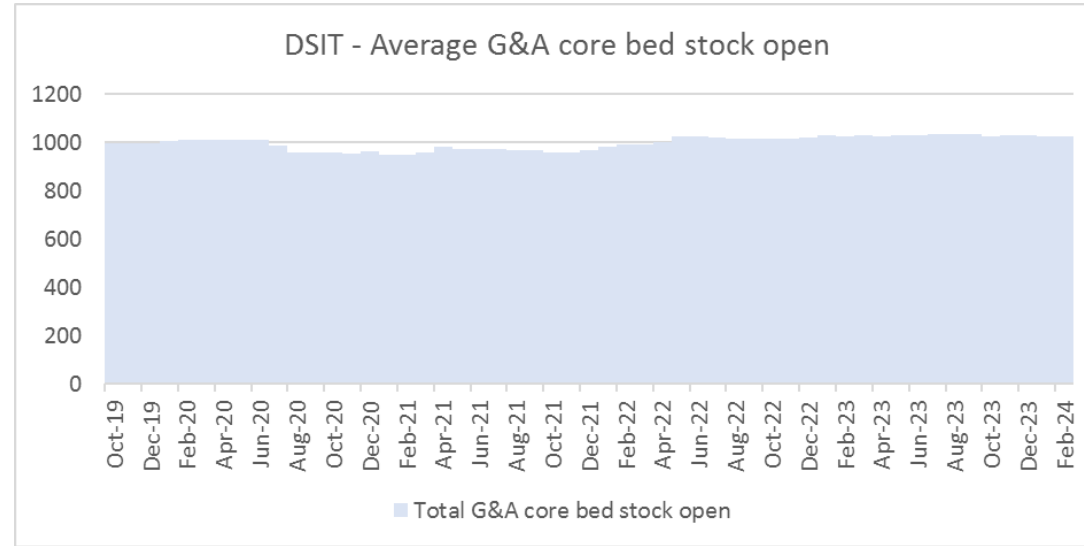
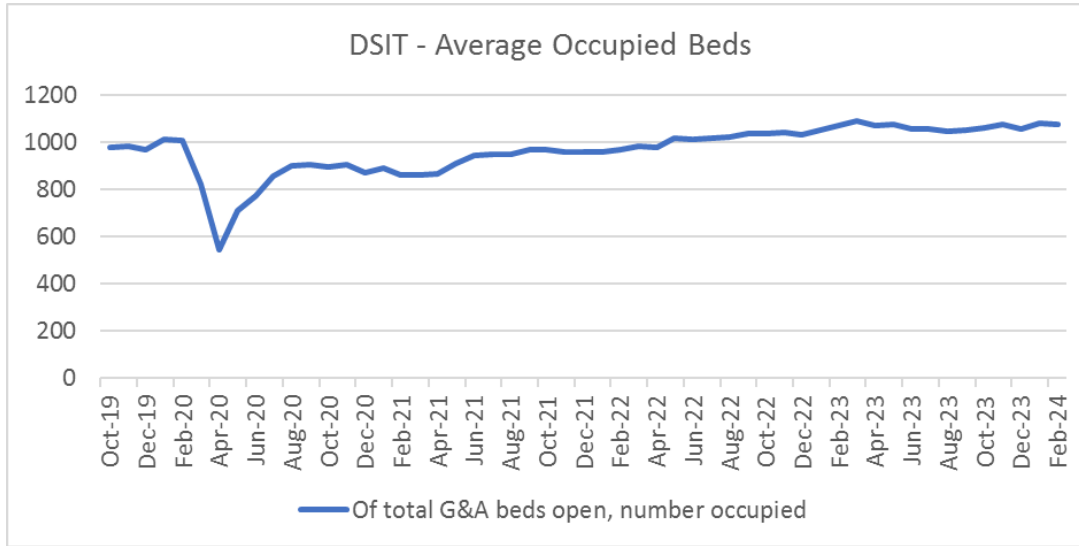
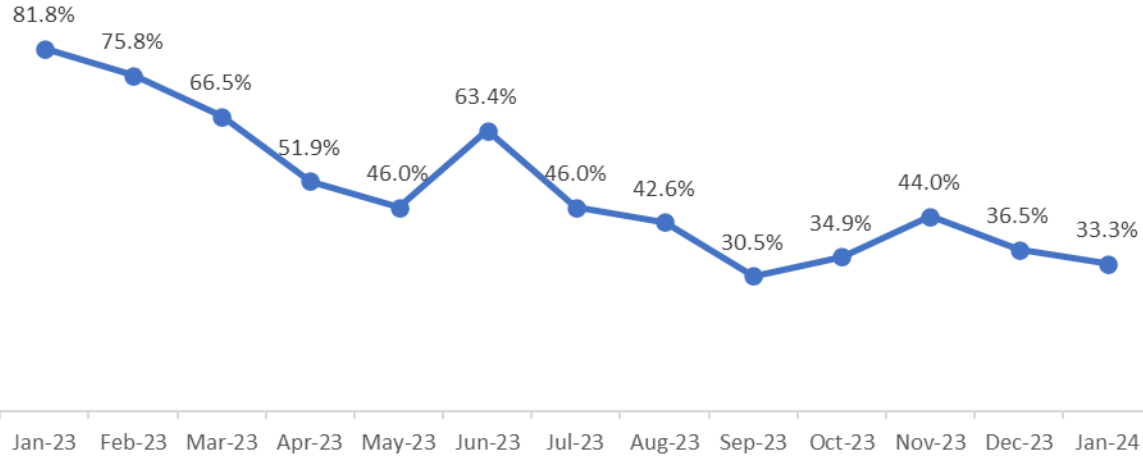


Table below compares February '20 (pre COVID) to February '24 (1st to 28th)

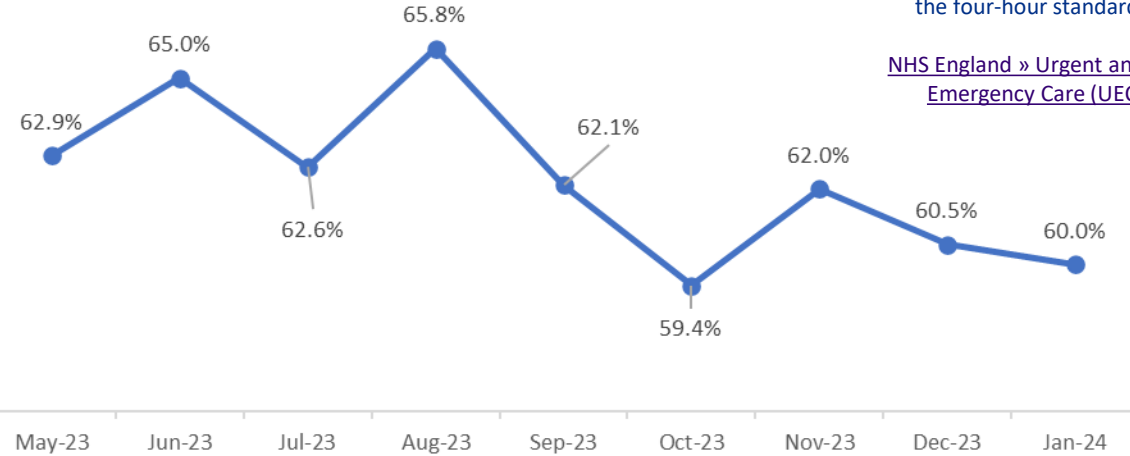
Measure	Feb-20	Feb-24	Change +/-
Total G&A core bed stock open*	1009	1026	+17 (+1.6%)
Total G&A escalation beds open	33	97	+64 (+194.1%)
Total Beds Open	1042	1122	+80 (+7.7%)
Of total G&A beds open, number occupied	1007	1076	+70 (+6.9%)

* Excludes core beds closed due to Infection Prevention Control (IPC) measures.

Percentage of patients arriving by ambulance handed over within 15 minutes



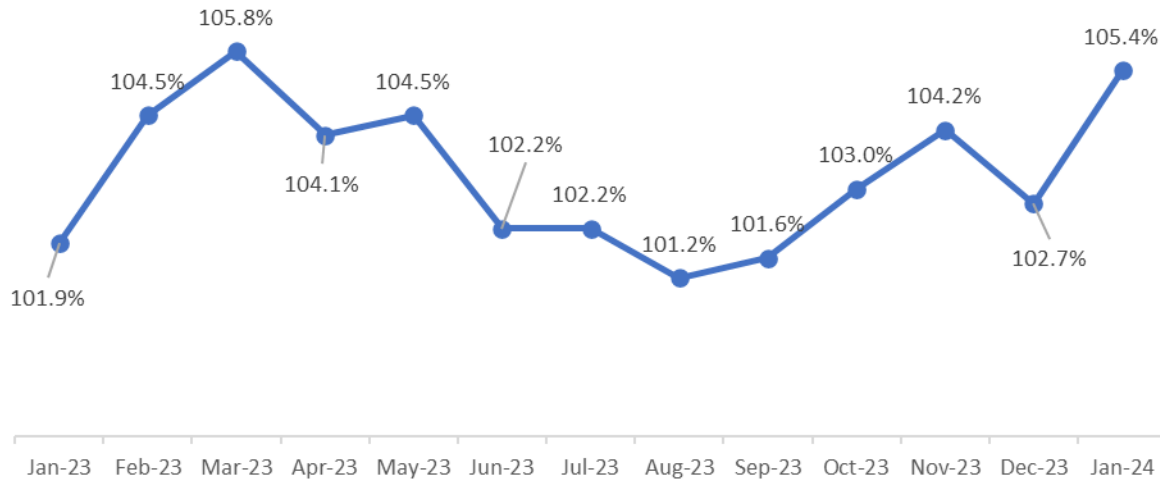
Trust 4 Hour Performance



Prior to May-23, the Trust was part of the Urgent and Emergency Care Clinical Review of Standards. As such, the Trust was not subject to the four-hour standard.

[NHS England » Urgent and Emergency Care \(UEC\)](#)

DIST - Trust Bed Occupancy (G&A Core Bed Stock)



Period	Percentage of patients arriving by ambulance handed over within 15 minutes	Trust 4 Hour Performance	DIST - Trust Bed Occupancy (G&A Core Bed Stock)
Feb-23	75.8%		104.5%
Mar-23	66.5%		105.8%
Apr-23	51.9%		104.1%
May-23	46.0%	62.9%	104.5%
Jun-23	63.4%	65.0%	102.2%
Jul-23	46.0%	62.6%	102.2%
Aug-23	42.6%	65.8%	101.2%
Sep-23	30.5%	62.1%	101.6%
Oct-23	34.9%	59.4%	103.0%
Nov-23	44.0%	62.0%	104.2%
Dec-23	36.5%	60.5%	102.7%
Jan-24	33.3%	60.0%	105.4%

Working together To drive excellence in care for
our patients and communities
