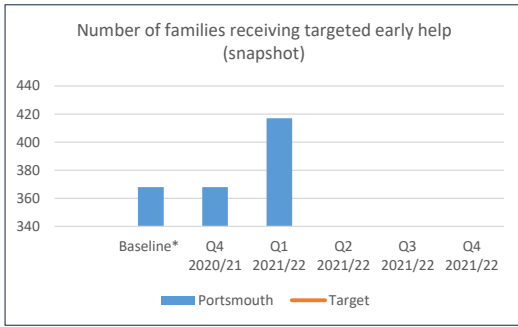


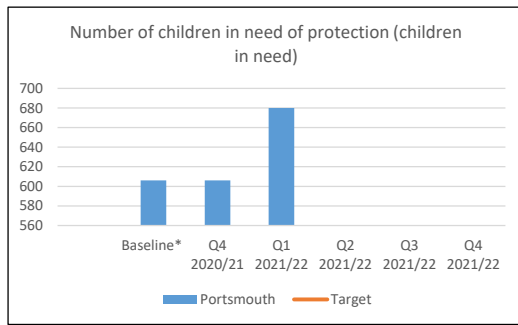
A happy and healthy city



RAG against target

RAG against trend

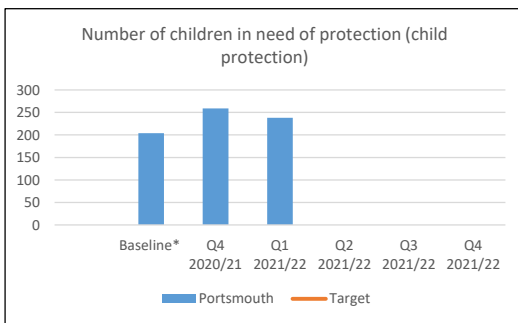
**COMMENTARY**  
 Commentary: The rate of children receiving Early Help at Q4 2021 was 201.6, almost double the rate of the South East. The rate has consistently risen QoQ throughout the year. Rises are recorded QoQ in the number of families currently receiving targeted early help.



RAG against target

RAG against trend

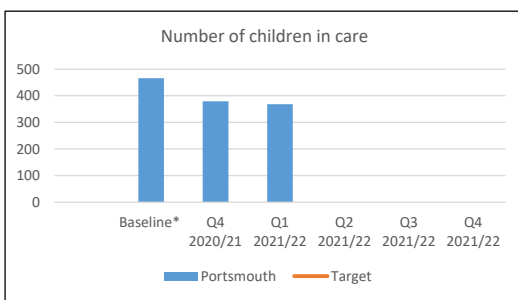
**COMMENTARY**  
 Commentary: At last report (March 2020) nationally we recorded the lowest rate of CiN in the last 8 years (323.7). The rate of CiN for PCC at Q4 2021 was 368.9 (per 10,000 0-17 year olds), consistently higher than that of the South East.



RAG against target

RAG against trend

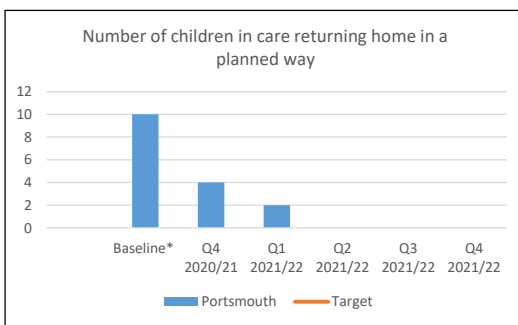
**COMMENTARY**  
 Commentary: At last report (March 2020) nationally we recorded the lowest rate of CPPs than the previous year (42.8). The rate of CPPs for PCC at Q4 2021 was 59.1 (per 10,000 0-17 year olds), consistently higher than that of the South East.



RAG against target

RAG against trend

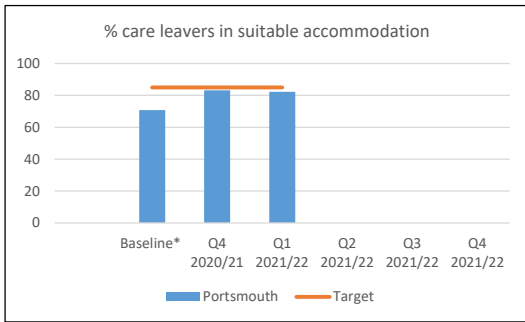
**COMMENTARY**  
 Commentary: The rate of PCC children in care at Q4 2021 was 86.5. Although consistently higher than the South East (and currently ranking 16th out of 21 other LAs), the rate is showing signs of decline MoM.



RAG against target

RAG against trend

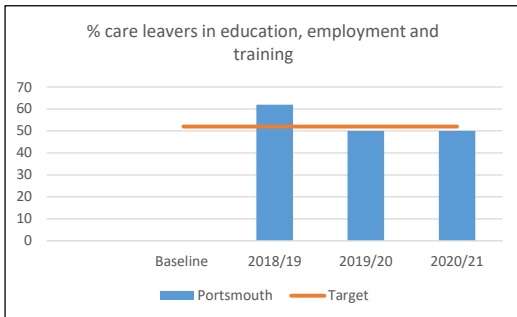
**COMMENTARY**  
 Commentary: We need to increase the numbers of children returning home in a planned way and this is a key priority for the coming year.



RAG against target  
Red

**COMMENTARY**  
 Commentary: Although the figure has improved QoQ (up from 70% at Q3), it is still below with South East figure of 87. One challenge is around the provisions for care leavers, although the young people engaged with the team are 18 years old, developmentally they are not. This provides real challenge in presenting them with provisions that they are able to cope with. Access to good quality housing is problematic - the team would like greater emphasis on bespoke and tailored needs led provision. The team want to also reduce the reliance on hostels and open up more accommodation choice.

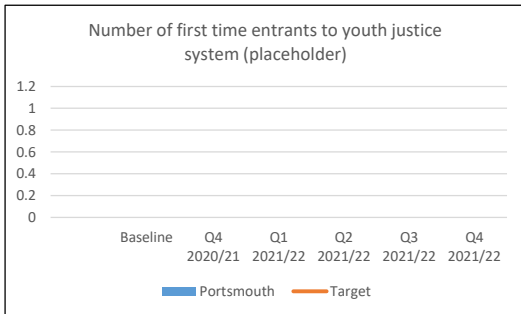
RAG against trend  
Yellow



RAG against target  
Red

**COMMENTARY**  
 Commentary: Q4 data for 2021 shows this figure at 55%, an increase fro the previous qtr (42%) and above the South East figure of 54%. There are concerns around the impacts of Covid in his area, given that the employment market will have even stronger competition post pandemic, making access even more of a challenge for our care leavers in the City.

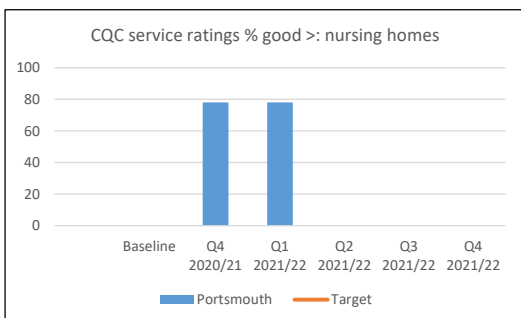
RAG against trend  
Red



RAG against target  
White

**COMMENTARY**

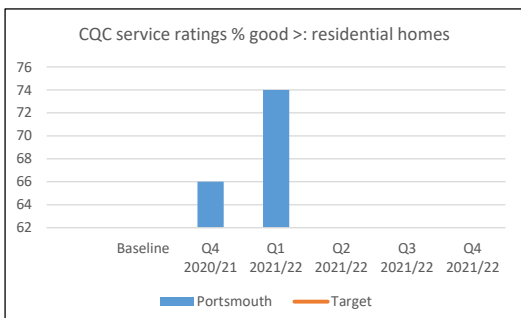
RAG against trend  
White



RAG against target  
Green

**COMMENTARY**  
 For Portsmouth City Council owned homes, Harry Sotnic House is rated good

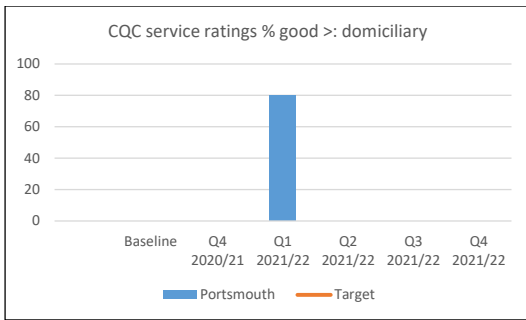
RAG against trend  
Green



RAG against target  
Yellow

**COMMENTARY**  
 Commentary: Shearwater rated good by CQC. Russets rated Requires improvement

RAG against trend  
Yellow



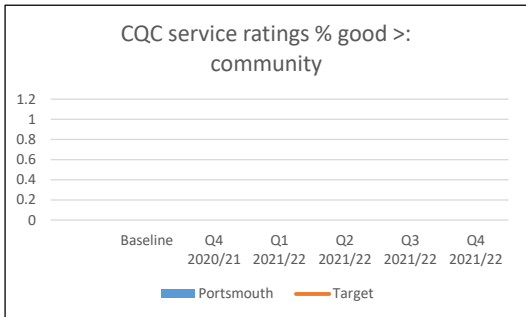
RAG against target

Yellow

RAG against trend

Yellow

COMMENTARY



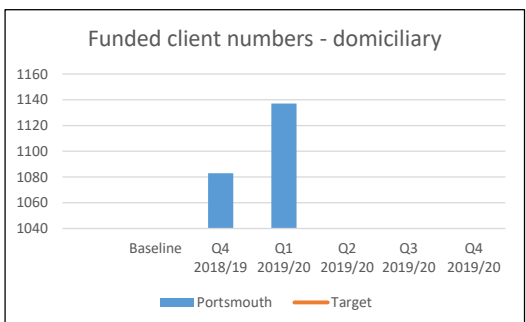
RAG against target

White

RAG against trend

White

COMMENTARY



RAG against target

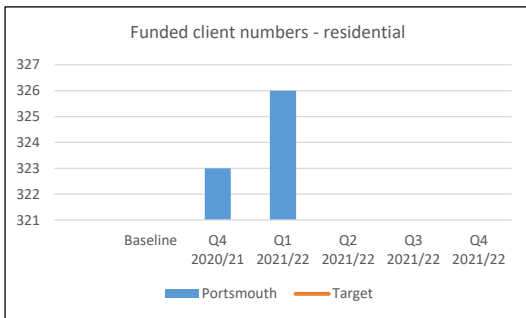
Yellow

RAG against trend

Grey

COMMENTARY

Commentary: ASC clients, includes all funding streams (eg covid funded clients). Snapshot at the end of each quarter. June figures (end of Q1) will fall by about 2% in the coming weeks. The increase in numbers is of concern as the ASC budget is set on lower numbers.



RAG against target

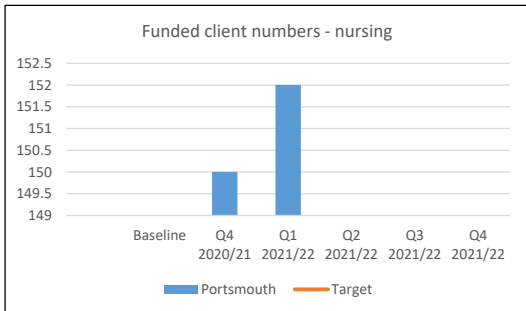
n/a

RAG against trend

Yellow

COMMENTARY

Commentary: ASC clients, includes all funding streams (eg covid funded clients). Snapshot at the end of each quarter.



RAG against target

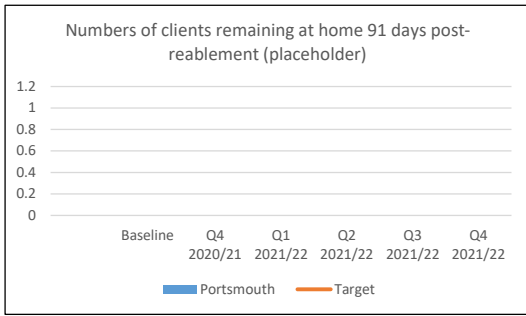
Grey

RAG against trend

Green

COMMENTARY

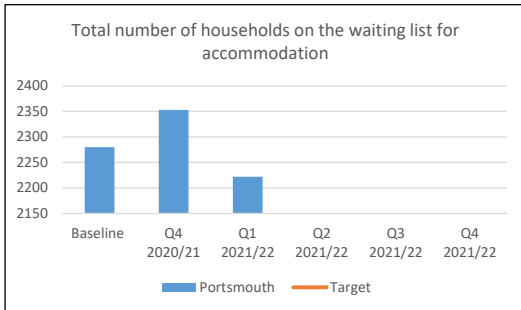
Commentary: ASC clients, includes all funding streams (eg covid funded clients). Snapshot at the end of each quarter. Rated G as numbers remain below 2019 levels



RAG against target

RAG against trend

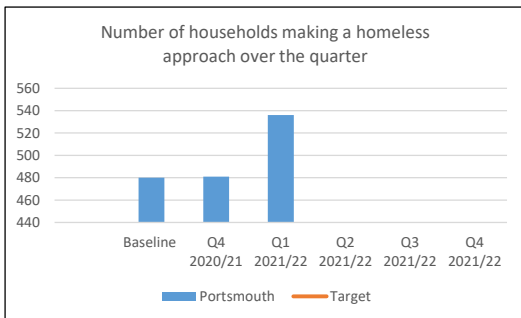
COMMENTARY



RAG against target

RAG against trend

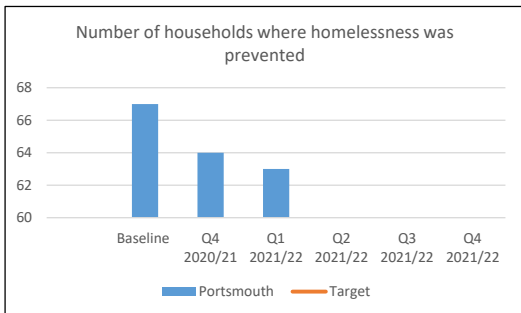
COMMENTARY  
 Commentary: Do not show RAG ratings - this is because these are records of approaches made and are therefore not measures; the Directorate can have no impact on these figures as they just reflect the situation in households within the Portsmouth area, the data is included for information only.



RAG against target

RAG against trend

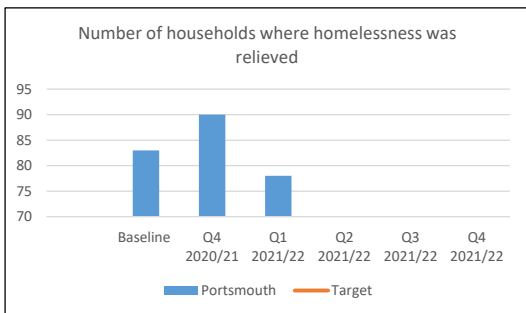
COMMENTARY  
 Commentary: Do not show RAG ratings - this is because these are records of approaches made and are therefore not measures; the Directorate can have no impact on these figures as they just reflect the situation in households within the Portsmouth area, the data is included for information only.



RAG against target

RAG against trend

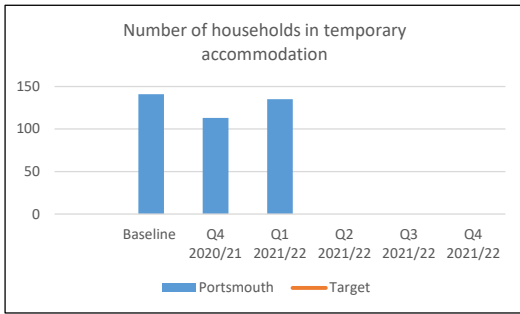
COMMENTARY  
 Commentary: Do not show RAG ratings - this is because these are records of approaches made and are therefore not measures; the Directorate can have no impact on these figures as they just reflect the situation in households within the Portsmouth area, the data is included for information only.



RAG against target

RAG against trend

COMMENTARY



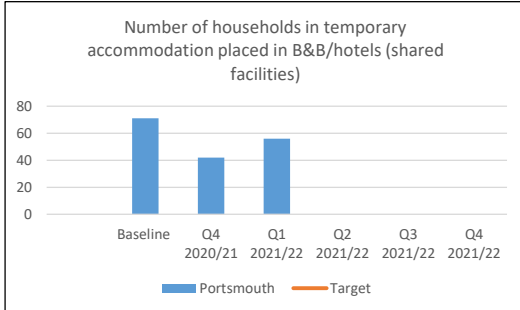
RAG against target

na

RAG against trend

na

**COMMENTARY**  
 Commentary: HNAS are aware of the increase, but the change is not unexpected or dramatic. RAG rating will be reviewed in Q2.



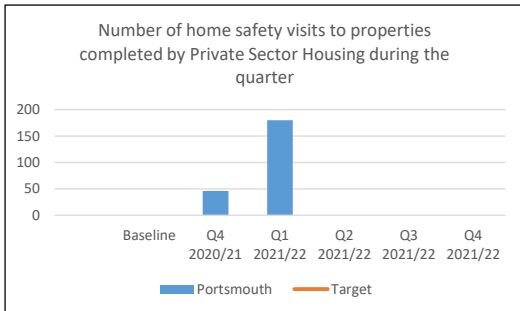
RAG against target

na

RAG against trend

na

**COMMENTARY**



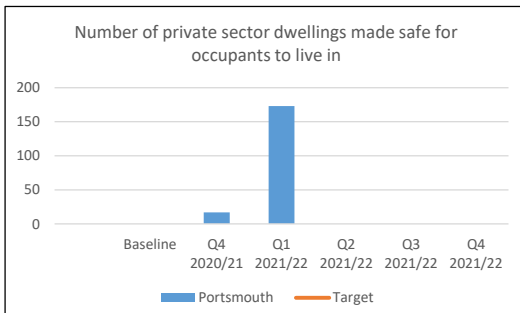
RAG against target

na

RAG against trend

na

**COMMENTARY**  
 Commentary: This is a new measure and there is no established baseline. The number of inspections is increasing due to Covid restrictions easing mid-May.



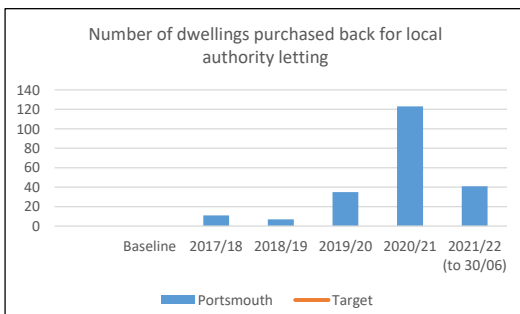
RAG against target

na

RAG against trend

na

**COMMENTARY**  
 Commentary: This is a new measure and there is no established baseline. The number of inspections is increasing due to Covid restrictions easing mid-May, meaning the number of properties we are helping to make safe is increasing.



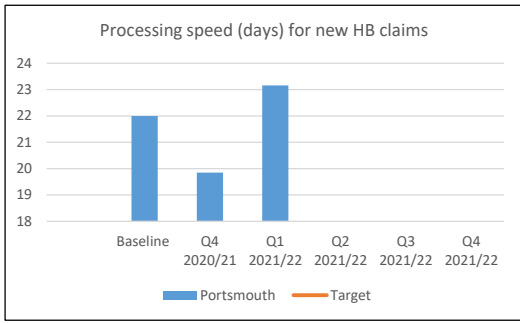
RAG against target

na

RAG against trend

na

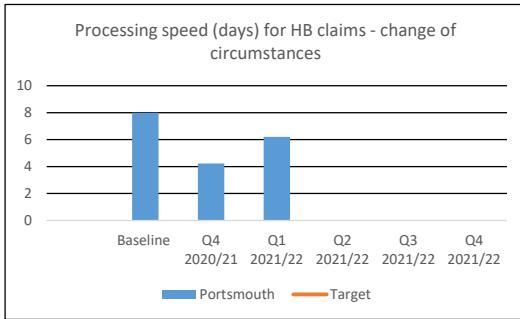
**COMMENTARY**  
 Commentary: No of Repurchased Properties by Year . Due to the nature of the data presented in this measure the information is produced on an annual, not a quarterly basis. 2021/22 Figure as at 30/06/21.



RAG against target

RAG against trend

**COMMENTARY**  
 Commentary: Processing speed for new claims is being impacted by DWP delays in assessing Universal Credit, and the release of resources to administer the NHS Test & Trace Support Payments scheme as part of the government's response to Covid-19. Housing Benefit is administered by our Revs & Bens function on behalf of the Department for Work and Pensions (DWP), and we are in regular contact with the department who remain confident in the performance standards being achieved at Portsmouth. We anticipate some improvement in performance in Q3/4 following the planned end of the NHS Test & Trace Support Payments scheme.

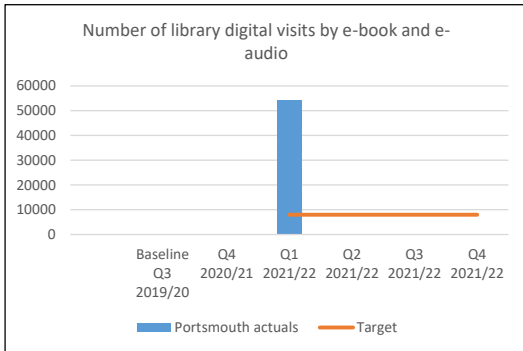


RAG against target

RAG against trend

**COMMENTARY**  
 Processing speed for changes in circumstance is impacted by the release of resources to administer the NHS Test & Trace Support Payments scheme as part of the government's response to Covid-19. Q4 2020 performance is seasonally low as the measure includes large volumes of 1 day processes associated with the annual benefit uprating exercise. (Comparing this to Q1 2021 performance is therefore misleading). Housing Benefit is administered by our Revs & Bens function on behalf of the Department for Work and Pensions (DWP), and we are in regular contact with the department who remain confident in the performance standards being achieved at Portsmouth.

# Culture and creativity



RAG against target

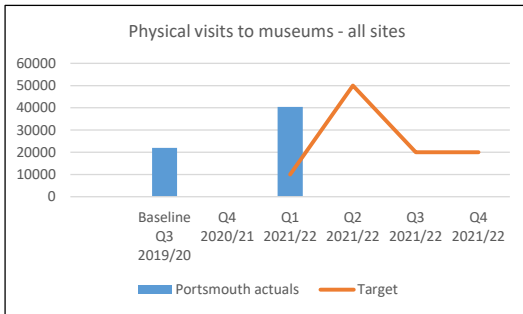
GREEN

RAG against trend

na

## COMMENTARY

It appears targets will be exceeded considerably for E visits, reflecting new trend towards more digital engagement with Library Service, following changing behaviours during lockdown. Music streaming figures are down, but likely due to lifting restrictions.



RAG against target

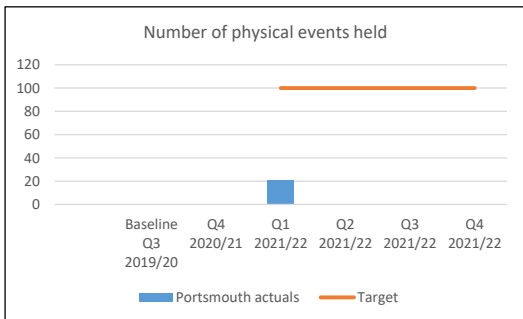
GREEN

RAG against trend

GREEN

## COMMENTARY

Commentary: In line with the government roadmap, Museums reopened on 17 May. We anticipate a gradual increase in visitor numbers as restrictions ease over the summer and during the holiday season.



RAG against target

YELLOW

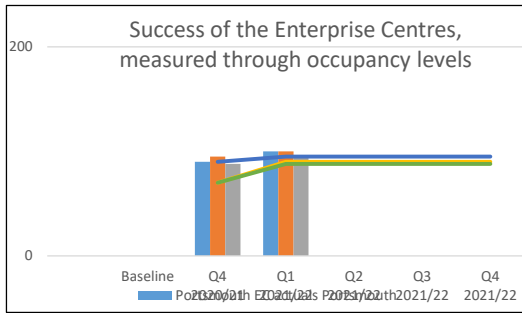
RAG against trend

na

## COMMENTARY

Commentary: Events cancelled or postponed due to STEP 4 delay. Review of virtual coverage of non PCC owned events. Legislation not adhered to could back fire on PCC

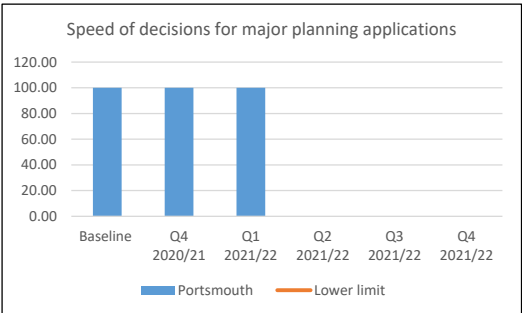
Priority- Encourage regeneration built around our city's thriving culture, making Portsmouth a great place to live, work and visit



RAG against target  
 

RAG against trend  
 

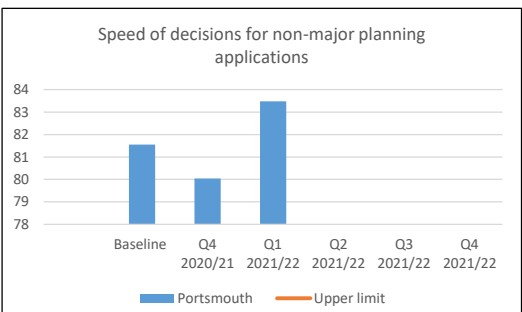
COMMENTARY



RAG against target  
 

RAG against trend  
 

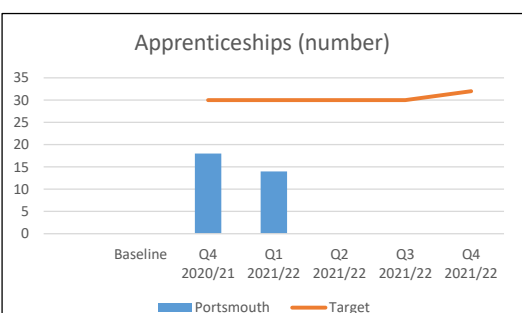
COMMENTARY  
 Commentary:  
 Q4 of 2020/21 - three major applications, one determined within stat period, two within an agreed Extension of time  
 Q1 of 2021/22 - two major applications, one determined within stat period, one within an agreed Extension of time



RAG against target  
 

RAG against trend  
 

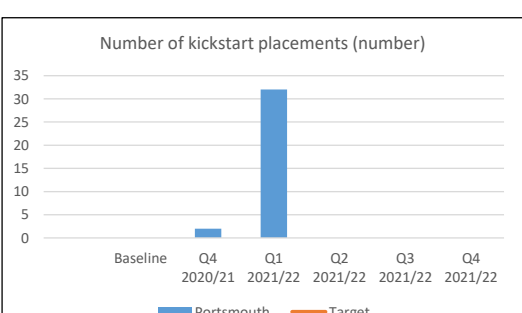
COMMENTARY



RAG against target  
 

RAG against trend  
 

COMMENTARY  
 Commentary: Apr 21-Mar 22 target 122



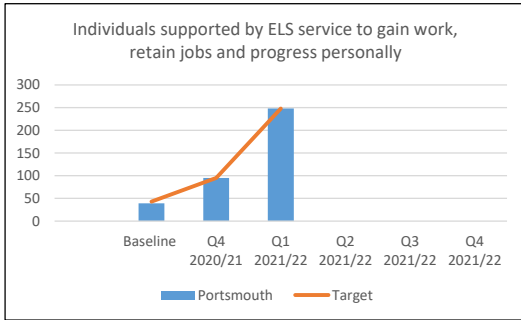
RAG against target  
 

RAG against trend  
 

COMMENTARY  
 Commentary: 3 resignations in Q3. Over ten vacancies to fill. Working with Regen to promote and highlight successful placements so far.



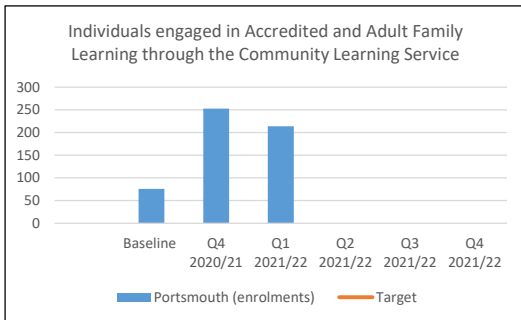
# Lifelong Learning



RAG against target

RAG against trend

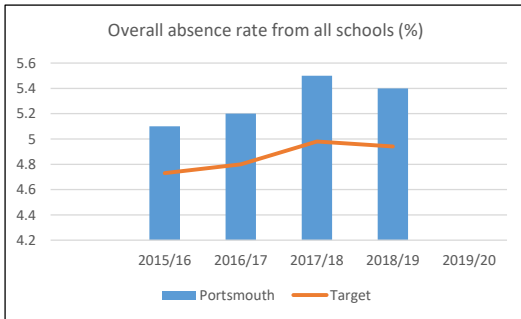
**COMMENTARY**  
 Commentary: Individual programmes have performed outstandingly in Qtr 2 but throughout, meeting targets for progression and sustainability across 2 programmes. Qtr 2 includes 48 jobs through the My Future In Portsmouth Youth HUB in Qtr 2 (opened Mar 21) From July 21 RESTART commences with significant growth in the resource.



RAG against target

RAG against trend

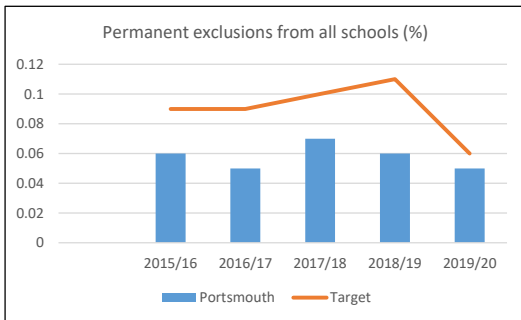
**COMMENTARY**  
 Commentary: The impact of Covid shows heavily in engagement numbers, improving with opening up. Good retention and achievement figures to support. AMBER rated due to external influences (Covid) impacting on enrolments



RAG against target

RAG against trend

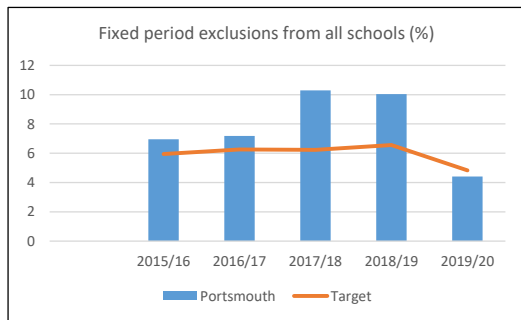
**COMMENTARY**  
 Commentary: Overall absence rates in Portsmouth have decreased in Autumn 2020. Additionally, national rates and our statistical neighbour rates have also shown a decrease. The persistent absentee rate has increased for Portsmouth and our statistical neighbours in Autumn 2020. Furthermore, national rates have actually shown a decrease.



RAG against target

RAG against trend

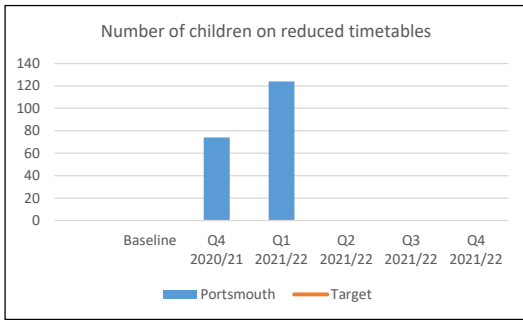
**COMMENTARY**  
 Commentary: Government statistics show that permanent exclusions have increased by 71% in the UK in the last seven years. In Portsmouth however, our percentage of permanent exclusions is lower than the national picture and we are currently ranked 29th out of all LAs.



RAG against target

RAG against trend

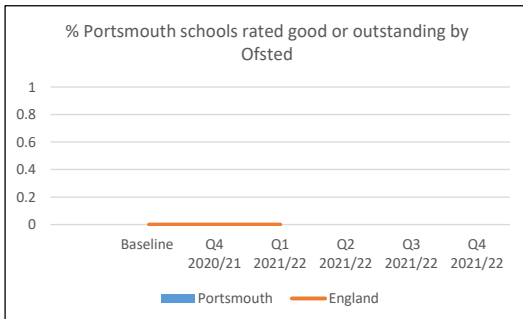
**COMMENTARY**  
 Commentary: Whilst our FTE rate has decreased YoY - it is still higher than the SN, SE and national averages. We are currently ranked 11th out of 11 statistical neighbours and 143 out of all local authorities.



RAG against target

RAG against trend

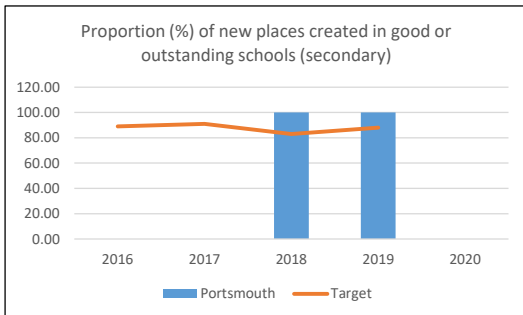
COMMENTARY



RAG against target

RAG against trend

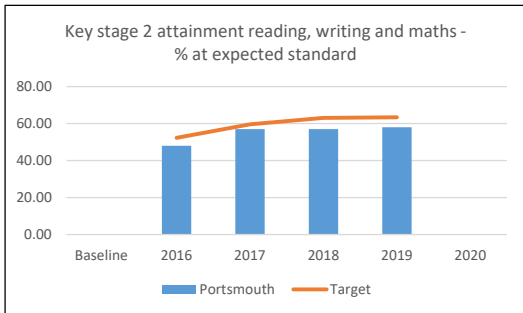
COMMENTARY



RAG against target

RAG against trend

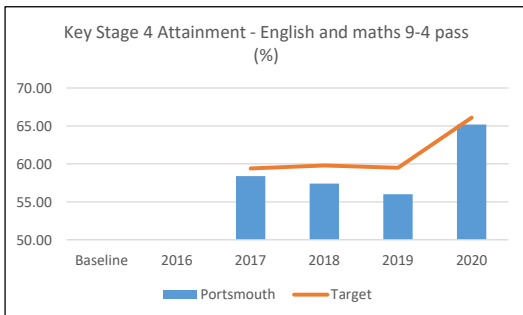
COMMENTARY  
 Commentary: 100% of new places at both primary and secondary level are in schools rated either good or outstanding, above national figures. This has remained consistent over the last four years and is a vast improvement on 2015 figures when no new primary places created were in this category.



RAG against target

RAG against trend

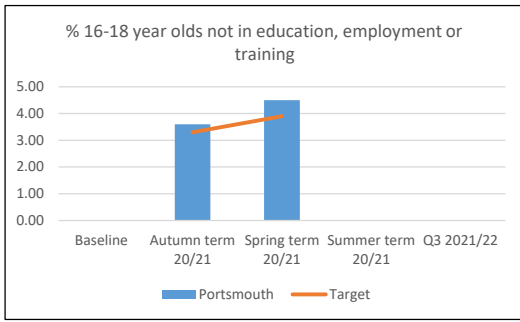
COMMENTARY  
 Commentary: Whilst the South East (and nationally) FTE rates dropped, Portsmouth's rate remained stable and is currently higher than that of the South East, the stat neighbour average and national figures. Literacy and maths are a key issues in Portsmouth and it has been identified that large proportions of children are failing to achieve good development levels in these areas at EYFS. Although Portsmouth's most disadvantage pupils fare worse than disadvantaged pupils nationally, the gap between disadvantaged and non disadvantaged is smaller than the national gap.



RAG against target

RAG against trend

COMMENTARY  
 Commentary: In Portsmouth the proportion of young people achieving a 9-4 (standard) pass in English and Maths 43.4%, lower than the national picture. We are currently ranked 127th out of all LAs. Our closest statistical neighbour is ranked 141. The proportions of young people achieving 9-4 passes in English and Maths has increased year on year but remains slightly behind the national and South East picture. When looking at the most recently available ethnicity breakdown, white British white pupils are far below non white British pupils in the City.



RAG against target

[REDACTED]

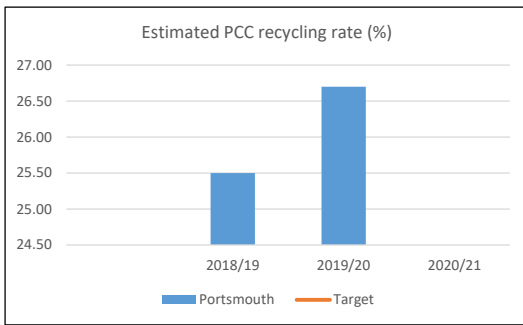
RAG against trend

[REDACTED]

**COMMENTARY**

Commentary: When considering year end figures, Portsmouth have fewer proportions of 16 & 17 year olds in education and training than the national average and are ranked 115 out of all LAs. Our nearest statistical neighbour is ranked at 135. Whilst the percentage of young people (16 to 18) recorded as NEET has reduced (the figure for the most recent quarter is below that of the previous year's baseline), the percentage of young people 16 to 18 whose whereabouts are currently unknown has increased significantly, this trend mirrors that of an issue experienced nationally.

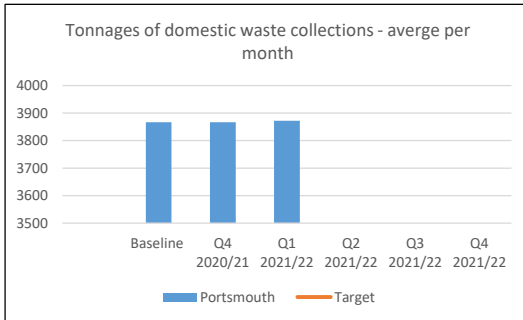
# A green city



RAG against target  
na

RAG against trend  
Yellow

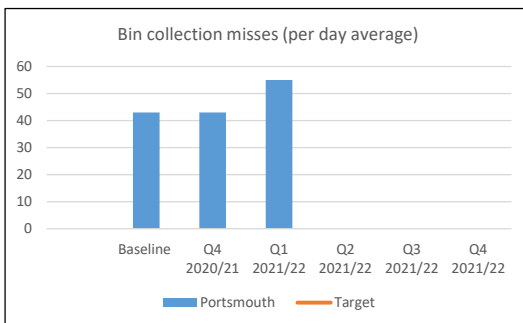
**COMMENTARY**  
Commentary: Figures are produced annually. Rate for 2019/20 is 26.7% - this is the first full year rate since wheeled bins were introduced. Food waste rollout should improve this further.



RAG against target  
Grey

RAG against trend  
Green

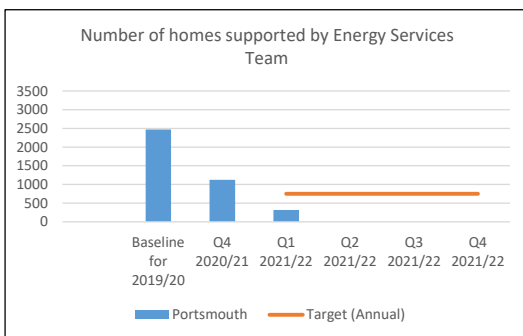
**COMMENTARY**  
Commentary: Q1 2021 has increased a little but still stable, this has increased because in summer months there is more rubbish due to more people being at home i.e. school children/annual leave



RAG against target  
Grey

RAG against trend  
Red

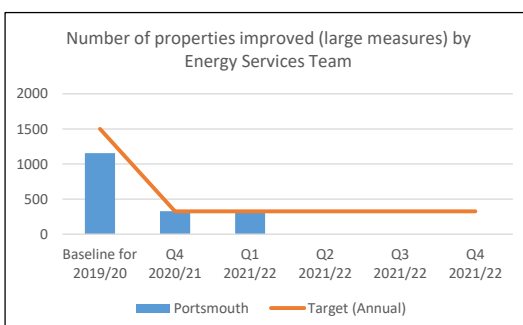
**COMMENTARY**  
Commentary: Additional collections added in September 2020 (FW2 - about 12,500 properties), has been some changes made to rounds which led to some settling issues, additionally there were multiple vehicle breakdowns (fleet currently undergoing refurb programme so this should reduce).



RAG against target  
Yellow

RAG against trend  
Green

**COMMENTARY**  
Commentary: All schemes: LEAP, Redress, Switched On Solar

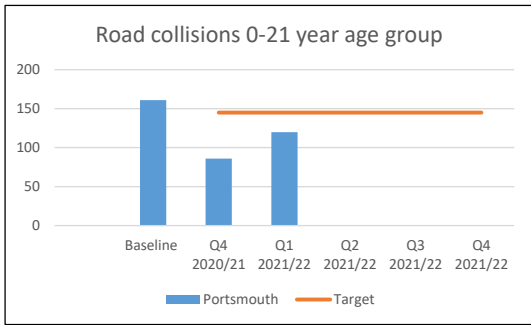


RAG against target  
Yellow

RAG against trend  
Green

**COMMENTARY**  
Commentary: All schemes: LEAP, Redress, Switched On Solar

# Easy travel



RAG against target

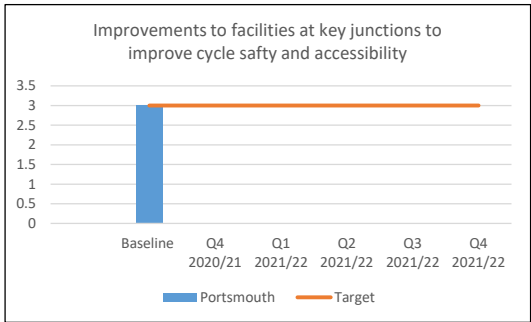


RAG against trend



### COMMENTARY

Commentary: Road collisions 0-21 year age group changed to Number of casualties as we are looking to reduce casualties in totality rather than a targeted age group. We believe Covid-19 has played a significant role in the reduction of casualties as there has been a reduced number of vehicles on the road due to lockdown. It is important to note the data used to populate these figures is updated by Hampshire constabulary and the most up to date data we have is for Q4 2020/21



RAG against target

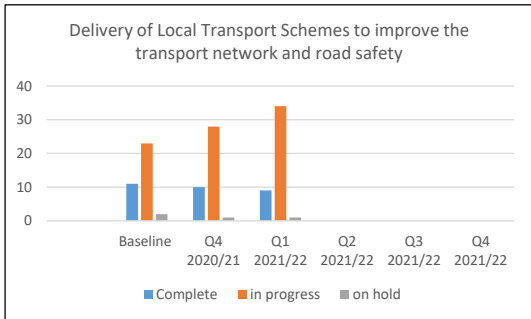


RAG against trend



### COMMENTARY

Commentary: Copnor Road/New Road junction, Fawcett Road tiger crossing, Northern Road/Gladys Avenue junction



RAG against target

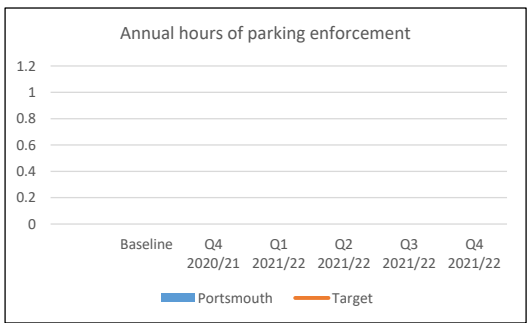


RAG against trend



### COMMENTARY

Commentary: Schemes are progressing well with most prior year schemes nearing the delivery stage. The pandemic has added some delay to scheme progress but this is being managed within the programme.



RAG against target



RAG against trend



### COMMENTARY