

















### 3. Which neighbourhood forum did you go to?

	Response Percent	Response Count
Baffins 	11.8%	2
Central Southsea 	5.9%	1
<b>Drayton &amp; Farlington</b> 	<b>17.6%</b>	<b>3</b>
East Southsea 	11.8%	2
Eastney 	5.9%	1
Fratton	0.0%	0
Milton 	11.8%	2
North End 	5.9%	1
North Southsea 	5.9%	1
Old Portsmouth	0.0%	0
Paulsgrove 	5.9%	1
Stamshaw & Tipner 	5.9%	1
West Cosham 	11.8%	2
West Southsea	0.0%	0
<b>answered question</b>		<b>17</b>
<b>skipped question</b>		<b>72</b>






#### 4. In which month did you attend the meeting?

	Response Percent	Response Count
January 	37.5%	3
February 	12.5%	1
March	0.0%	0
April	0.0%	0
May 	25.0%	2
June 	12.5%	1
July 	12.5%	1
August	0.0%	0
September	0.0%	0
October	0.0%	0
November	0.0%	0
December	0.0%	0
<b>answered question</b>		<b>8</b>
<b>skipped question</b>		<b>81</b>





## 5. What did you think?

	Strongly agree	Tend to agree	Neither agree nor disagree	Tend to disagree	Disagree	Response Count
I felt the meeting was inclusive	<b>33.3% (6)</b>	27.8% (5)	11.1% (2)	16.7% (3)	11.1% (2)	18
The meeting let me know what was going on in my local area	<b>44.4% (8)</b>	38.9% (7)	5.6% (1)	5.6% (1)	5.6% (1)	18
The meeting was interesting	27.8% (5)	<b>44.4% (8)</b>	11.1% (2)	11.1% (2)	5.6% (1)	18
The meeting allowed for discussion	<b>38.9% (7)</b>	22.2% (4)	11.1% (2)	16.7% (3)	11.1% (2)	18
					Comments	12
					<i>answered question</i>	<b>18</b>
					<i>skipped question</i>	<b>71</b>



## 6. Do you agree or disagree that you can influence decisions which affect your local area?

	Response Percent	Response Count
Definitely agree 	10.6%	9
<b>Tend to agree </b>	<b>43.5%</b>	<b>37</b>
Tend to disagree 	24.7%	21
Definitely disagree 	11.8%	10
Don't know / no opinion 	9.4%	8
	<i>answered question</i>	<b>85</b>
	<i>skipped question</i>	<b>4</b>

## 7. Would you be interested in any of the following possible formats for neighbourhood forums? (Please tick)

	Response Percent	Response Count
Walkabouts 	60.8%	45
Drop-in activities (in local pubs, supermarkets, libraries) 	87.8%	65
Question & Answer sessions 	54.1%	40
Open debate about your area 	56.8%	42
Do you have any other suggestions?		55
<b>answered question</b>		<b>74</b>
<b>skipped question</b>		<b>15</b>

## 8. Do you know who your local councillors are?

	Response Percent	Response Count
Yes 	40.7%	35
No 	59.3%	51
<b>answered question</b>		<b>86</b>
<b>skipped question</b>		<b>3</b>